



CHEVINGTON
SERVICES

prelude

There is nothing quite like it...

Designed for today's space and style conscious business, the Prelude is everything you could want from a 'front of house' drinks machine.



When it comes to counter-top beverage systems, the Prelude from Westomatic eliminates the need to compromise on choice. With a full menu of 'coffee house quality' beverages including:

- Italian style bean-to-cup coffee
- Traditional freshly-brewed leaf tea
- Delicious, creamy hot-chocolate
- Decaffeinated or fair-trade coffee
- Café-style drinks including latte, café au lait, cappuccino and macchiato

And don't forget the Prelude H2O base cabinet which doubles up as a stylish water dispenser, offering an unlimited supply of refreshing, chilled 'bottled at source' quality water at the touch of button; why worry about additional water coolers when you can have hot and cold beverages in one compact system?





Features

- **Totally unique:** High performance simple paperless brewer technology (unique to Westomatic) guarantees the punchiest espresso and the perfect cup of tea
- **Pay...your way:** Now you can choose any method of payment: whether it's free (free-vend), cash or swipe-cards, we can fit a system to suit your needs
- **Choose your tableware:** Jug-fill option is ideal for group meetings or order without cup-dropper and use your own mug, cup or bottle
- **Forget the abacus:** Measure trends, monitor performance and cash using simple USB technology. Why waste time entering data when you can have all the auditing data you need on your PC?
- **Simplicity at its best:** Versatile, menu-driven programming means setting-up and maintaining your Prelude is quick and easy. Removable drip-tray and durable exterior means it's also hygienic and easy to clean
- **Just add water:** Choose the Prelude as a table-top machine or with optional matching H2O base cabinet

Perfect for:

Front of house: With a simple, single-choice selection menu, the Prelude is ideal for public sites and self-service areas where consumers desire high-quality beverages without the mess or fuss of traditional or pour-over systems.

Staff: Why waste time and money waiting for the kettle to boil when you can delight your staff with wide choice of premium beverages, freshly made in a matter of seconds?

Also available in Green































































The Prelude's green credentials are set to impress:

- Light-tube free design – no more neon gas filled tubes to replace
- Unique, in-built energy management system reduces power consumption by up to 30% during inactive periods
- Use of recycled materials wherever possible
- H2O's flash cooling system means power is only consumed when a water selection is made
- Permanent, refillable ingredient canisters, paperless brewers and own-cup or bottle-fill facilities mean less packaging, wastage and ultimately: cost
- UK manufactured with shorter logistics paths resulting in a reduced carbon footprint




The technical bit

You'll love our menu...

Drink Options	Machine Type			
	Instant	Single Fresh Brew Tea	Double Fresh Brew	Bean To Cup & Fresh Brew Tea
	6 Instant Canisters	5 Instant Plus 1 Fresh Brew Canister	4 Instant Plus 2 Fresh Brew Canisters	4 Instant, Plus 2 Fresh Brew Canisters
Extra strength			—	—
Sugar				
Jug fill				
Hot water				
Americano	—	—		
Café au lait	—	—		
Cappuccino				
Café Latte				
Creamichoc				
Decaf Coffee – Black			—	—
Decaf Coffee – White			—	—
Double Espresso	—	—		
Espresso				
Fresh brew Tea – Black	—			
Fresh brew Tea – White	—			
Hot Chocolate				
Instant Coffee – Black				
Instant Coffee – White				
Instant Tea		—	—	—
Instant Soup		—	—	—
Macchiato	—	—		
Mochaccino		—	—	—
Water (H2O base cabinet)	Optional			

N.B. 12 buttons per machine (maximum)

 Standard on each machine: Cannot be replaced

 Recommended

 Optional but MUST replace a 'recommended' drink

— Unavailable

Machine Specification

Item	Description	As Standard?
Auditing module	USB auditing module (excludes USB stick)	Optional
Base Cabinet	Stylish matching base or H2O base cabinet with integral factory-fitted UV filter and flash-cooling system	Optional
Buttons	12 chrome buttons	Standard
Colour	Chrome & silver fascia	Standard
Cup dispenser	Integral paper cup dispenser	Optional
Display	4 Line LCD instruction display	Standard
Drink configuration	6 instant canisters	Standard
	Bean to cup and fresh brew option. N.B Each must replace an instant canister	Optional
Filter	3M or Brita kit & filter (to reduce scale build-up)	Optional
Graphics	Bespoke branded graphics	Optional
Jug	Matching thermal stainless steel jug	Optional
Lock	Single point locking system and key	Standard
Payment System	Coin or cashless payment system	Optional
	Free-vend	Standard

Dimensions

Height	Width	Depth	Weight (max)
With bean and tea top containers: 870 mm	562 mm	585 mm (from front adjustable feet)	70 kg (excluding ingredients)
Without top containers: 745 mm		660 mm (overall)	

Base Cabinet

Height	Width	Depth	Weight (max)
770 mm	562 mm	660 mm	110 kg H2O Base Cabinet

Capacities

Ingredient	Max Capacity
Whole coffee beans	1450gm
Pre-ground coffee	2410gm
Leaf tea	2410gm
Instant coffee	480gm
Whitener	770gm
Sugar	1570gm
Chocolate	1470gm
Bean to cup waste container	100 cakes
Fresh brew tea waste container	100 drinks
Cup capacity (dependent of cup size)	205 cups (max)
Electrical Services	
Power	1.7 KW
Voltage	230 V
Current	7.4 amps
Frequency	50 HZ
Water Requirements	
Pressure	200 kpa – 600 kpa (2 Bar – 6 Bar)
Supply	15mm BSP from rising main

Presented by:

Established in 1966, Westomatic Vending Services Ltd design, manufacture and supply high-end vending equipment and accessories for the UK and international markets. A UK-based manufacturer, Westomatic has a reputation for exceptional service, reliability and sustainable development. All Westomatic machines undergo stringent UKAS Laboratory testing to ensure European Community quality and safety standards are met.



Westomatic Vending Services Ltd reserves the right to alter specifications and availability without obligation.

Signature



The versatile Signature from Westomatic is so much more than just another table-top machine. Its touch-sensitive menu selection makes drink choice a breeze in busy counter-top catering locations. Its stylish looks are also ideally suited for modern style-conscious office locations.

Features:

- Coffee shop quality drinks at the touch of a button
- Intuitive touch-sensitive menu selection
- 12 large easy-to-use selection icons including sugar
- Integral sugar canister - no need for sugar sticks!
- 200 cup capacity
- Cup sensor allows use of own cup or mug
- Compatible with all MDB change-givers - no need for payment pods!
- Instant, single fresh brew, double freshbrew and bean-to-cup models available

Future-proof technology, today!

AVAILABLE JUNE 2012

*Westomatic Signature shown with optional H20 base cabinet